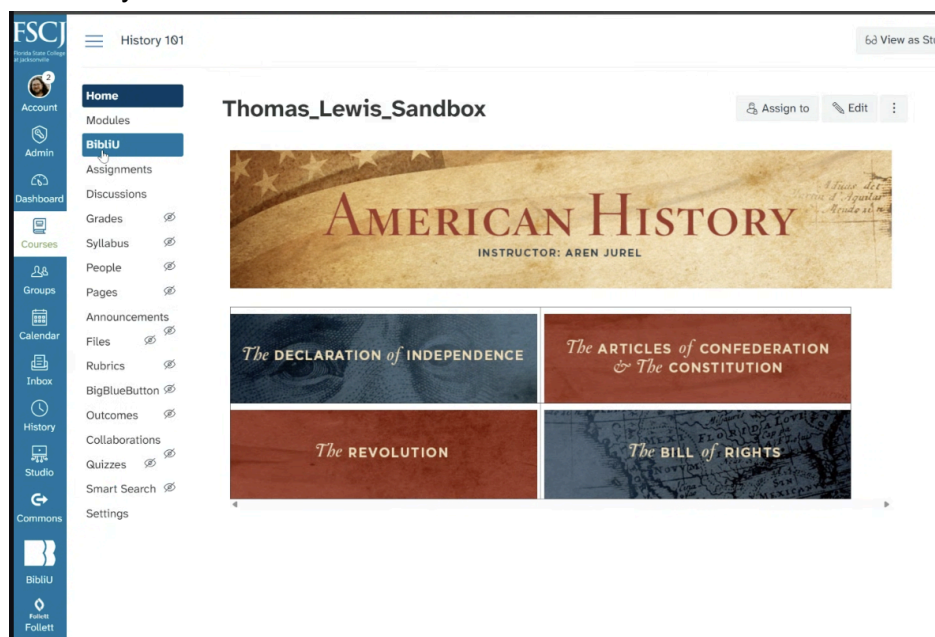


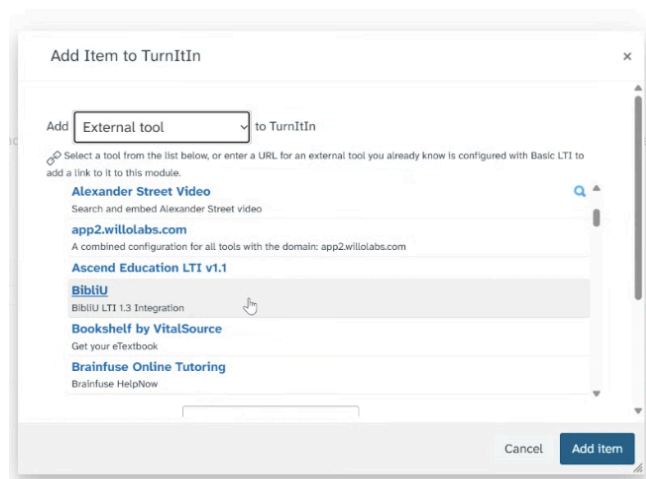
BibliU Quick Reference Guide:

Accessing BibliU & eBooks:

- Log into Canvas
 - Click on either the BibliU logo on the left hand side or click on BibliU from within any course shell

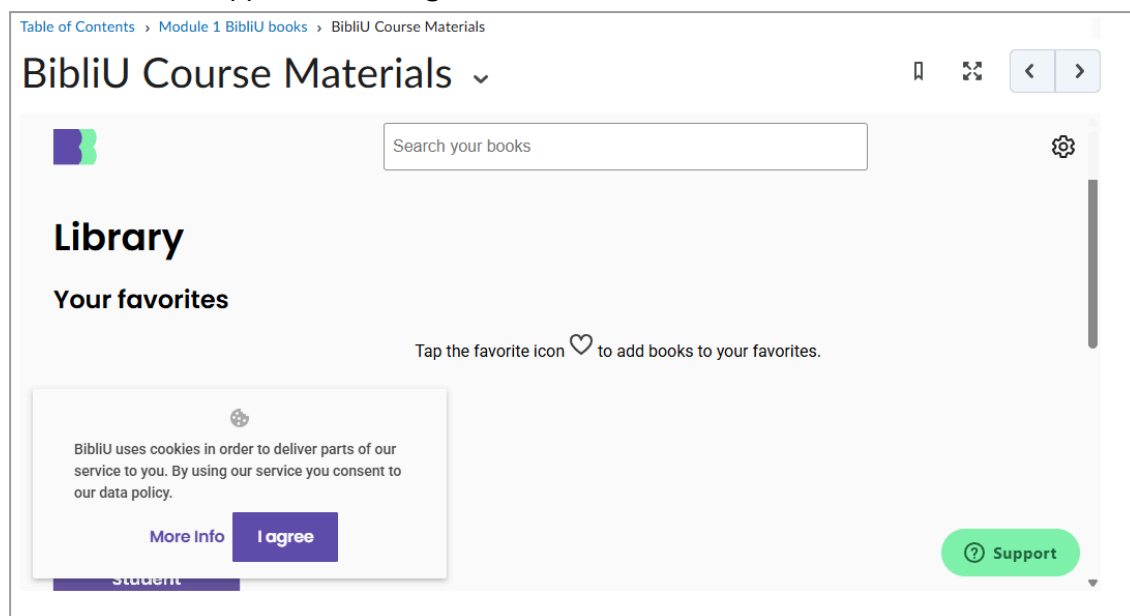


- For faculty wishing to deep embed their book rather than directing students to their BibliU Library in general faculty will want to:
 - Go into any module
 - Click on the top right plus sign to add an item
 - Use the drop down to add an external tool
 - Select BibliU

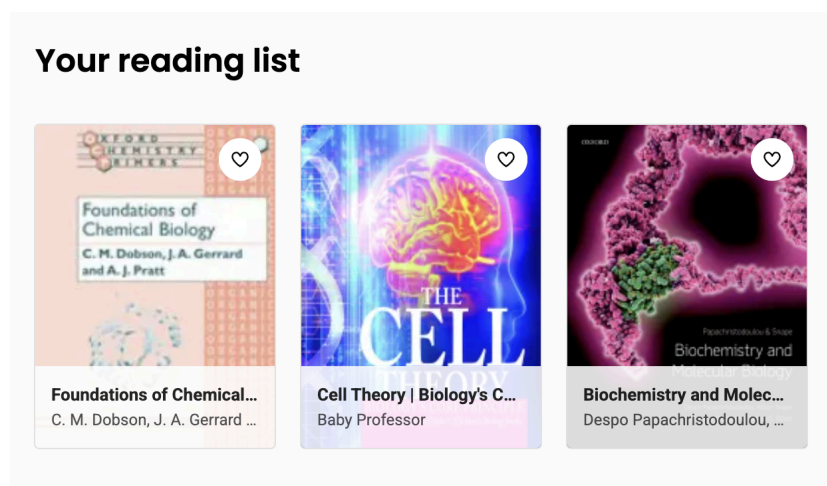


BibliU Quick Reference Guide:

- This screen will appear. Click **I agree**.










- All classes using BibliU course materials will populate automatically. If you see numerous iterations of the same book it is due to teaching multiple sections with the same book. Each iteration is the same.
- Select the eBook or course material you are wanting to use.



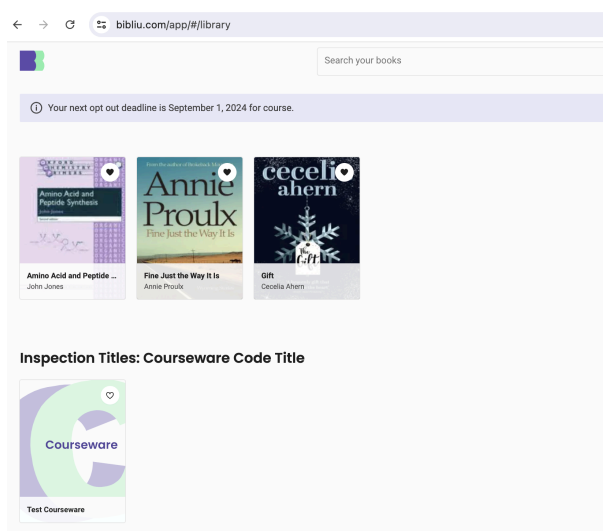
- Some of the features for using your eBook are below with icon explanations

BibliU Quick Reference Guide:

	Return to library		Table of contents		Search
	Annotations: Highlights & Comments		Display options: Text font, size, color, etc.		Read aloud feature
	More options: Favorite, read offline, references, help				

Accessing Courseware (Coded):

- Once they have accessed BibliU have the student select the Courseware that you are wanting them to use:



- Every student has a unique code and only needs to be used one time when initially accessing the courseware. Following initial access the code will be stored and will not need to be used again.

BibliU Quick Reference Guide:



You need a code to access
"Biology: The Core – Jackson"

You'll need to copy the following code and use it on the [publisher's site](#) or your schools LMS (Canvas, Blackboard, Moodle, etc).

USSBDC-SPADA-DJAJA-WROTE-TERZA-DIC...

Copy code

- Have your students copy the code so they can use it on the publisher site (once the student clicks 'publisher's site' or 'Copy code', BibliU will automatically open a second tab for you that takes you straight onto the publisher's website, or will provide instructions to go back to your LMS).
- Finally, please click on the last hyperlink, at the bottom of the page, in order to view instructions on how the code is redeemed.
- Follow the instructions to activate the Courseware product
- **For Pearson, please note that students will navigate back to Canvas to enter codes into the link provided by you, the professor, to Pearson MyLabs.

Accessing Courseware (LTI):

- Each publisher has their own resources for setting up their LTI integrated courseware, such as Pearson MyLabs, Cengage Mindtap, and McGraw Hill Connect. BibliU is simply removing any paywalls associated with using these products. You will not see anything in BibliU associated with these course materials. Please provide instructions by which your students can access these resources. If you are needing help setting these resources up in your course, please contact the bookstore, refer to the Faculty How-To Guide, or the publisher's website for more information.

Opting Out:

If you have students wishing or needing to receive resources in another manner can use the simple opt-out process.