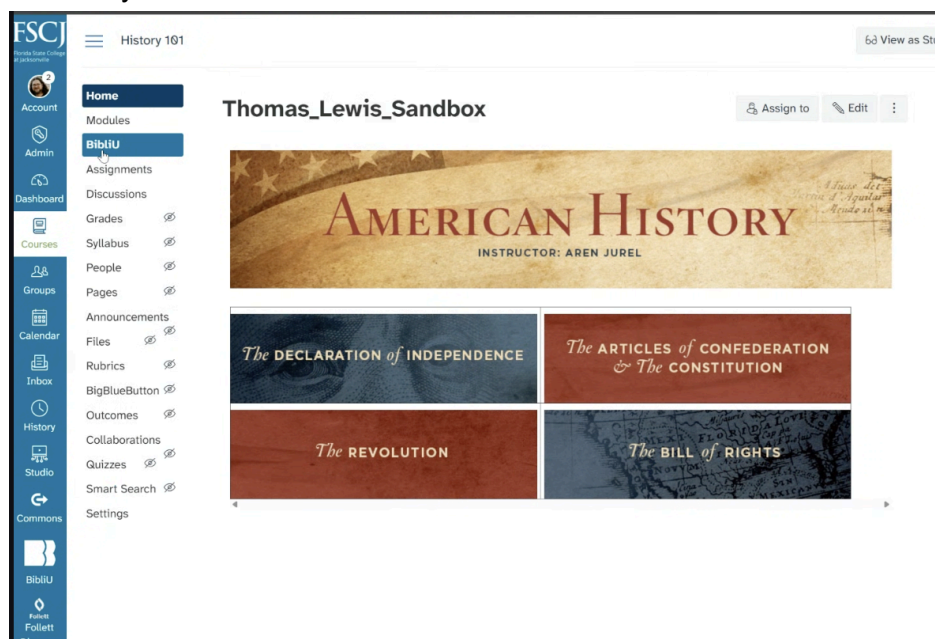


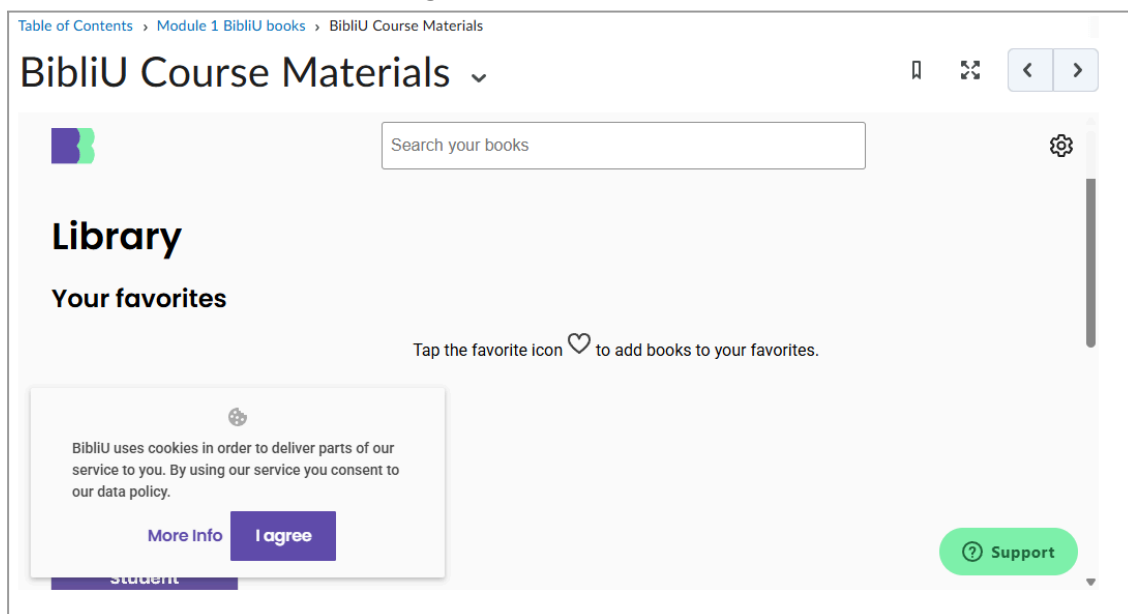
# BibliU Quick Reference Guide:

## Accessing BibliU & eBooks:

- Log into Canvas
  - Click on either the BibliU logo on the left hand side or click on BibliU from within any course shell

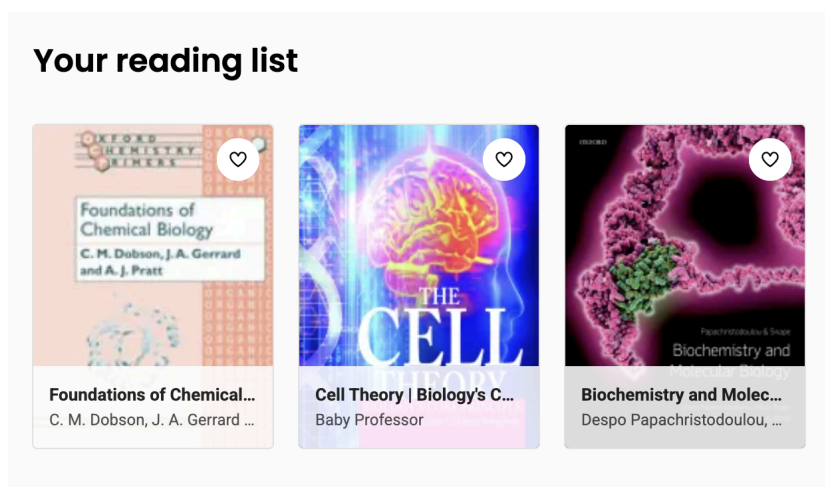


- This screen will appear. Click **I agree**.










## BibliU Quick Reference Guide:

- All classes using BibliU course materials will populate automatically. You can access the same bookshelf from any course shell within Canvas.
- Select the eBook or course material you are wanting to use.



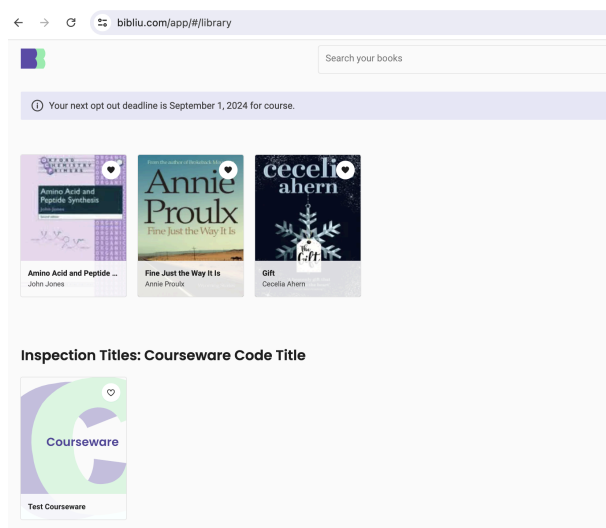
- Some of the features for using your eBook are below with icon explanations

	Return to library		Table of contents		Search
	Annotations: Highlights & Comments		Display options: Text font, size, color, etc.		Read aloud feature
	More options: Favorite, read offline, references, help				

### Accessing Courseware (Coded):

- Once you have accessed BibliU select the Courseware that you are wanting to use:

## BibliU Quick Reference Guide:



- Every student has a unique code and only needs to be used one time when initially accessing the courseware. Following initial access the code will be stored and will not need to be used again.



**You need a code to access  
"Biology: The Core – Jackson"**

You'll need to copy the following code and use it on the [publisher's site](#) or your schools LMS (Canvas, Blackboard, Moodle, etc).

USSBDC-SPADA-DJAJA-WROTE-TERZA-DIC...

[Copy code](#)

- Students should copy the code so they can use it on the publisher site (once the student clicks 'publisher's site' or 'Copy code', BibliU will automatically open a second tab for you that takes you straight onto the publisher's website, or will provide instructions to go back to your LMS).
- Follow your instructor's directions to activate the Courseware product
- \*\*For Pearson, please note that students will navigate back to Canvas to enter codes into the link provided by the instructor to Pearson MyLabs.

## BibliU Quick Reference Guide:

### **Accessing Courseware (LTI):**

- Each publisher has their own resources for setting up their LTI integrated courseware, such as Pearson MyLabs, Cengage Mindtap, and McGraw Hill Connect. BibliU is simply removing any paywalls associated with using these products. Please follow the instructions provided by your instructor on accessing these resources. You will not see anything in BibliU associated with these course materials.

### **Opting Out:**

If you have students wishing or needing to receive resources in another manner can use the simple opt-out process.