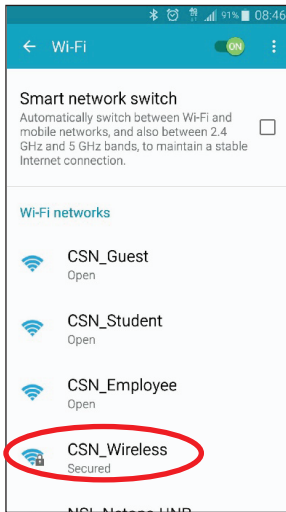
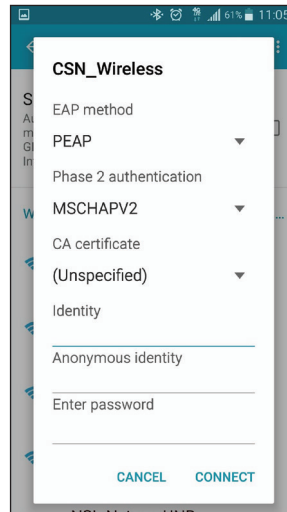


# Android and iPhone Instructions to connect to CSN\_Wireless



**Step 1:**  
Select the  
CSN\_Wireless SSID

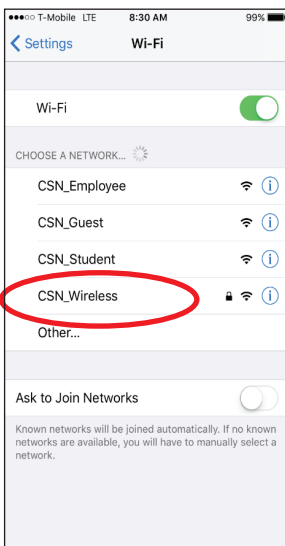


**Step 2:**  
Make sure the EAP Method and  
Phase 2 Authentication are set  
up as shown.

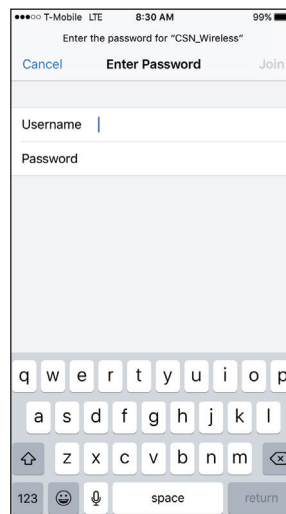
Log in using your complete  
CSN Credentials  
(include @xxx.edu) under Identity,  
enter password and click Connect.

Trust the certificate if asked.

At the splash page, accept the  
Agreement to complete connection.



**Step 1:**  
Select the  
CSN\_Wireless SSID



**Step 2:**  
login using complete CSN Credentials.  
(include @xxx.edu)

If asked to select Authentication,  
select WPA2 Enterprise

Trust the Certificate when asked.

