

## SENSE SURVEY BENCHMARK HIGHLIGHTS

### Survey Facts:

- Administered within the first 3 weeks of Fall 2018 Semester
- CSN only college in Nevada to participate Fall 2018
- Target 1500 CSN completed 857 for 57% Response Rate - nearly 107,000 in the SENSE Cohort for a 44% RR
- CSN demographics were similar to comparison groups – (e.g. sex (42% F 58% M), age groups, race/ethnicity)

### SIX SENSE BENCHMARKS

- 1. Early Connections:** strong early connection to someone at the college
- 2. High Expectations & Aspirations:** must also feel this from faculty & staff
- 3. Clear Academic Plan & Pathway:** advice for courses, set goals, create a plan for achieving
- 4. Effective Track to College Readiness:** effective assessment & placement – support for skill building
- 5. Engaged learning:** college needs to help students design balanced schedules
- 6. Academic & Social Support Network:** Networks of info regarding services, etc. how to be successful

**Survey of Entering Student Engagement - College of Southern Nevada (2018 Administration)**

**2018 Benchmark Scores Report - Main Survey**

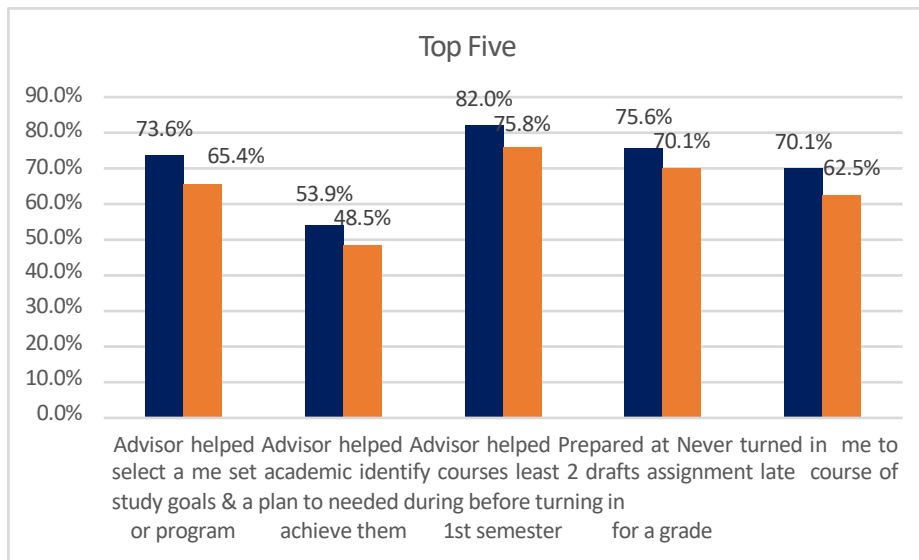
Comparison Group: Extra-Large Colleges in the 2018 Cohort\*

Entering Students Only

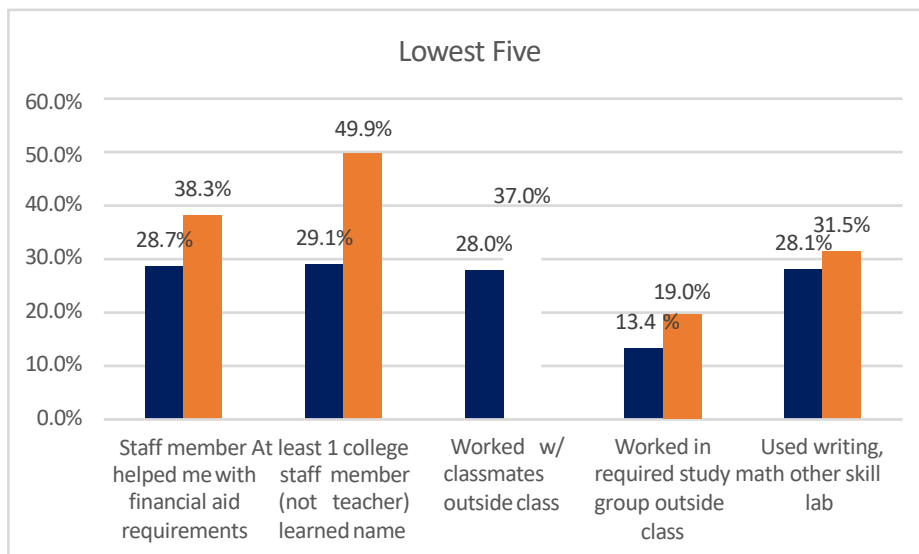
[Weighted]

Benchmark	Your College	Ex-Large Colleges		2018 Cohort	
	Score	Score	Difference	Score	Difference
Early Connections	38.8	45.7	-6.9	50.0	-11.2
High Expectations and Aspirations	50.7	49.5	1.2	50.0	0.7
Clear Academic Plan and Pathway	51.1	46.7	4.4	50.0	1.1
Effective Track to College Readiness	53.6	49.6	4.0	50.0	3.6
Engaged Learning	46.1	47.6	-1.5	50.0	-3.9
Academic and Social Support Network	44.9	47.7	-2.8	50.0	-5.1

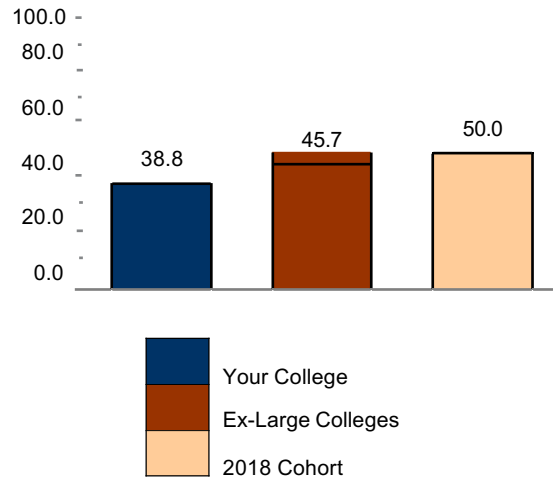
**Aspects of highest Student Engagement**



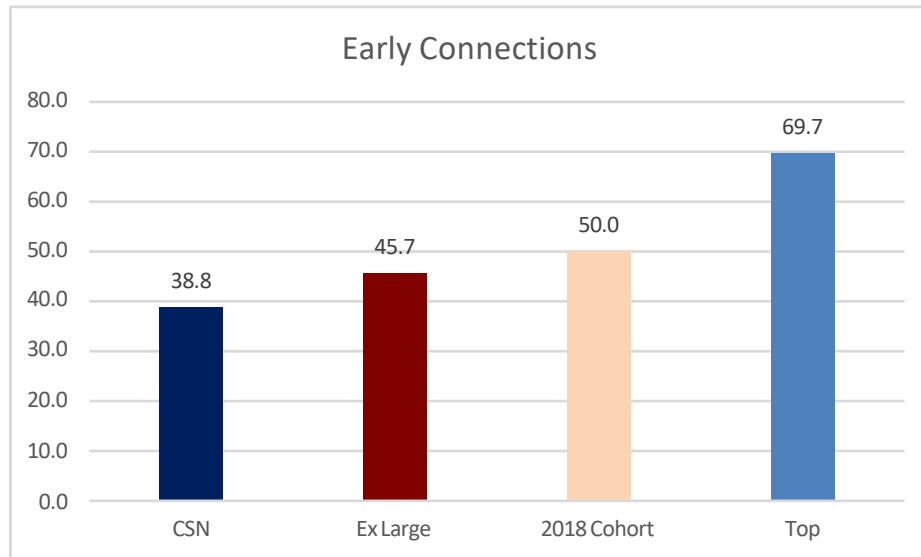
**Aspects of lowest Student Engagement**



**Survey of Entering Student Engagement**  
**College of Southern Nevada (2018 Administration)**  
**2018 Benchmark Bar Chart - Main Survey**  
 Comparison Group: Extra-Large Colleges in the 2018 Cohort\*  
 Entering Students Only  
 [Weighted]  
**Early Connections (EARLYCON)**



\* The comparison group and cohort bars on this page INCLUDE your college.



## 2018 Benchmark Means Report - Main Survey

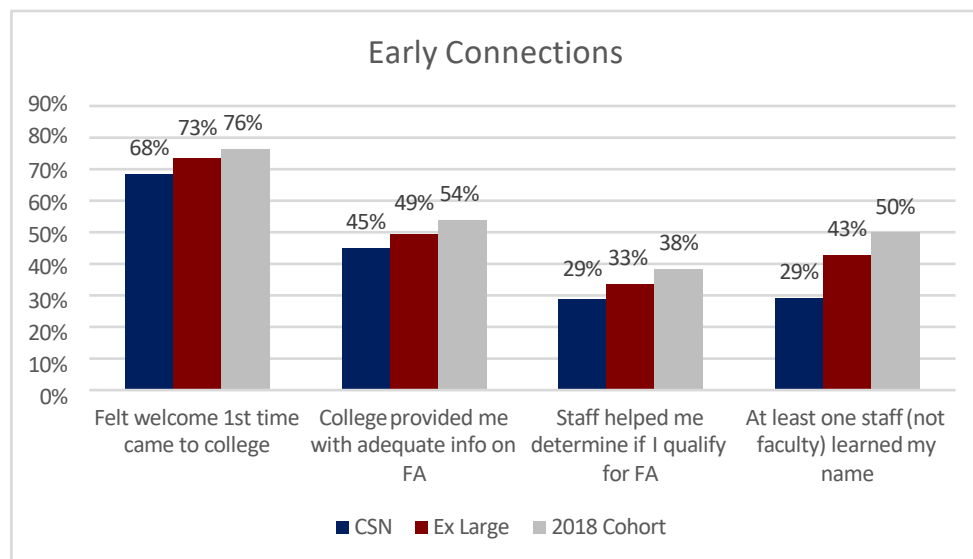
Comparison Group: Extra-Large Colleges in the 2018 Cohort\*

Entering Students Only

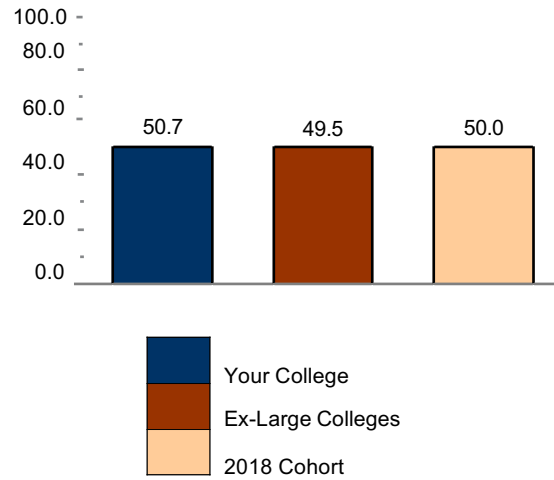
[Weighted]

Early Connections (EARLYCON)

		Your College	Ex-Large Colleges		2018 Cohort	
Item	Variable	Mean	Mean	Effect Size**	Mean	Effect Size**
Item 18: Think about your experiences from the time of your decision to attend this college through the end of the first three weeks of your first semester/quarter.						
1 = Strongly disagree, 2 = Disagree, 3 = Neutral, 4 = Agree, 5 = Strongly agree						
18a. The very first time I came to this college I felt welcome [EARLYCON]	WELCOME	3.88	3.99		4.05	-0.21**
18i. The college provided me with adequate information about financial assistance (scholarships, grants, loans, etc.) [EARLYCON]	FAINFO	3.24	3.38		3.49	-0.22**
18j. A college staff member helped me determine whether I qualified for financial assistance [EARLYCON]	QUALFA	2.80	2.94		3.08	-0.23**
18p. At least one college staff member (other than an instructor) learned my name [EARLYCON]	CSTAFNAM	2.70	3.11	-0.32**	3.31	-0.47**



**Survey of Entering Student Engagement**  
**College of Southern Nevada (2018 Administration)**  
**2018 Benchmark Bar Chart - Main Survey**  
Comparison Group: Extra-Large Colleges in the 2018 Cohort\*  
Entering Students Only  
[Weighted]  
**High Expectations and Aspirations**  
**(HIEXPECT)**



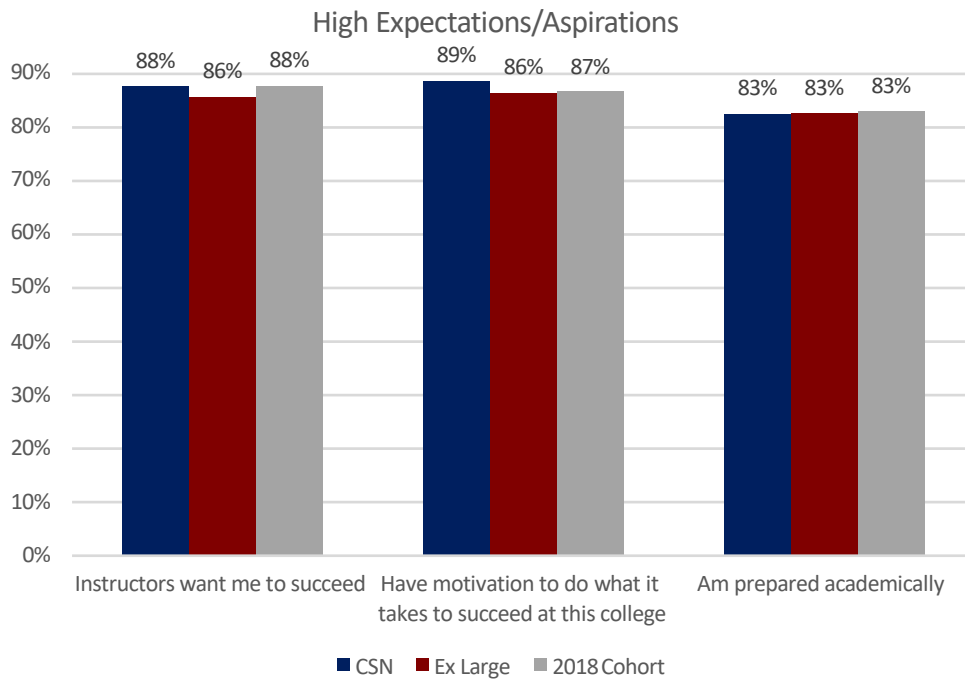
**Survey of Entering Student Engagement - College of Southern Nevada (2018 Administration)**  
**2018 Benchmark Frequency Distributions - Main Survey**

Comparison Group: Extra-Large Colleges in the 2018 Cohort\*  
 Entering Students Only

[Weighted]

High Expectations and Aspirations (HIEXPACT)

		Your College	Ex-Large Colleges		2018 Cohort	
Item	Variable	Mean	Mean	Effect Size**	Mean	Effect Size**
Item 18: Think about your experiences from the time of your decision to attend this college through the end of the first three weeks of your first semester/quarter.						
1. 1 = Strongly disagree, 2 = Disagree, 3 = Neutral, 4 = Agree, 5 = Strongly agree						
18b. The instructors at this college want me to succeed [HIEXPACT]	WNTSCCD	4.23	4.23		4.29	
18t. I have the motivation to do what it takes to succeed in college [HIEXPACT]	ITTAKES	4.35	4.32		4.34	
18u. I am prepared academically to succeed in college [HIEXPACT]	ACPRPRD	4.21	4.22		4.24	
Item 19: During the first three weeks of your first semester/quarter at this college, about how often did you do the following?						
1 = Never, 2 = Once, 3 = Two or three times, 4 = Four or more times						
19c. Turn in an assignment late [HIEXPACT]	LATETURN	1.38	1.45		1.49	
19d. Not turn in an assignment [HIEXPACT]	NOTTURN	1.47	1.44		1.43	
19f. Come to class without completing readings or assignments [HIEXPACT]	NOTCOMPL	1.62	1.62		1.62	
19s. Skip class [HIEXPACT]	SKIPCL	1.26	1.30		1.32	



**Survey of Entering Student Engagement - College of Southern Nevada (2018 Administration)**

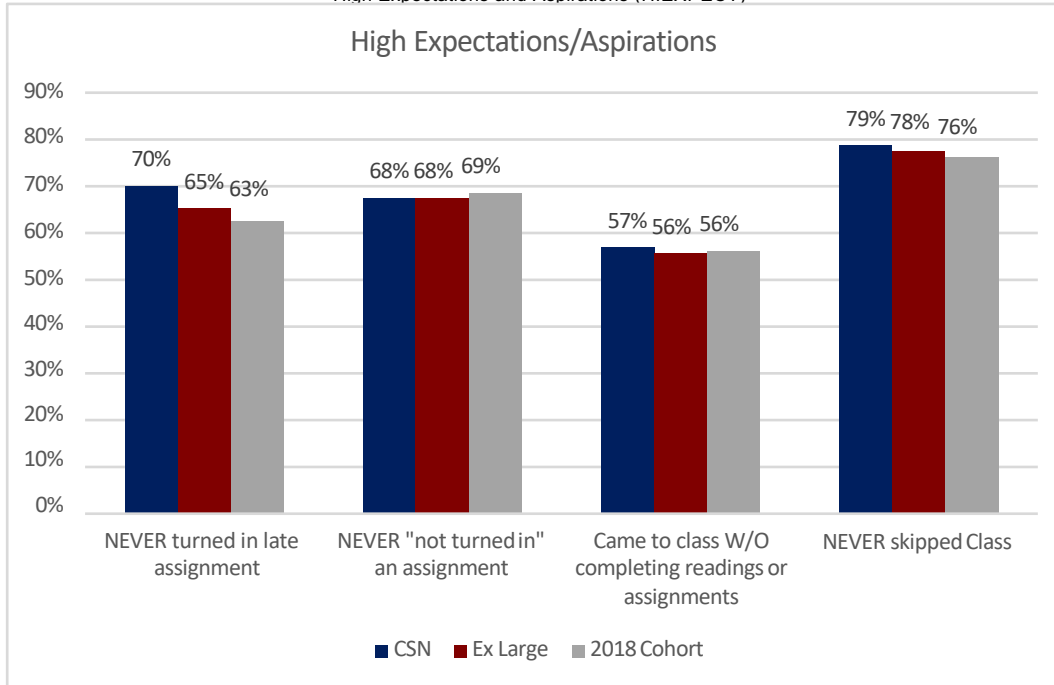
**2018 Benchmark Frequency Distributions - Main Survey**

Comparison Group: Extra-Large Colleges in the 2018 Cohort\*

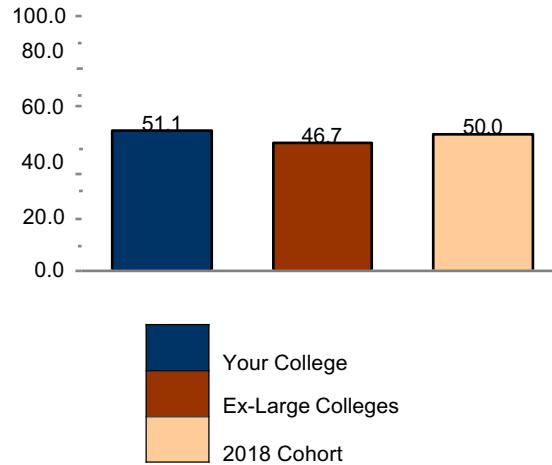
Entering Students Only

[Weighted]

High Expectations and Aspirations (HIEXPECT)



**Survey of Entering Student Engagement**  
**College of Southern Nevada (2018 Administration)**  
**2018 Benchmark Bar Chart - Main Survey**  
 Comparison Group: Extra-Large Colleges in the 2018 Cohort\*  
 Entering Students Only  
 [Weighted]  
**Clear Academic Plan and Pathway**  
**(ACADPLAN)**



\* The comparison group and cohort bars on this page INCLUDE your college.

		Your College	Ex-Large Colleges		2018 Cohort	
Item	Variable	Mean	Mean	Effect Size**	Mean	Effect Size**
Item 18: Think about your experiences from the time of your decision to attend this college through the end of the first three weeks of your first semester/quarter.						
1 = Strongly disagree, 2 = Disagree, 3 = Neutral, 4 = Agree, 5 = Strongly agree						
18d. I was able to meet with an academic advisor at times convenient for me[ACADPLAN]	AACONTIM	3.79	3.70		3.82	
18e. An advisor helped me to select a course of study, program, or major [ACADPLAN]	AAELMAJ	3.90	3.64	0.24**	3.74	
18f. An advisor helped me to set academic goals and to create a plan for achieving them[ACADPLAN]	ACADGOAL	3.52	3.36		3.39	
18g. An advisor helped me to identify the courses I needed to take during my first semester/quarter [ACADPLAN]	CRSADV	4.09	3.87	0.21**	3.96	
18h. A college staff member talked with me about my commitments outside of school (work, children, dependents, etc.) to help me figure out how many courses to take [ACADPLAN]	OSCOMM	2.72	2.79		2.92	

\* The comparison group and cohort columns on this page EXCLUDE your college.

\*\* T-test: 2-tailed



**Survey of Entering Student Engagement - College of Southern Nevada (2018 Administration)**

**2018 Benchmark Frequency Distributions - Main Survey**

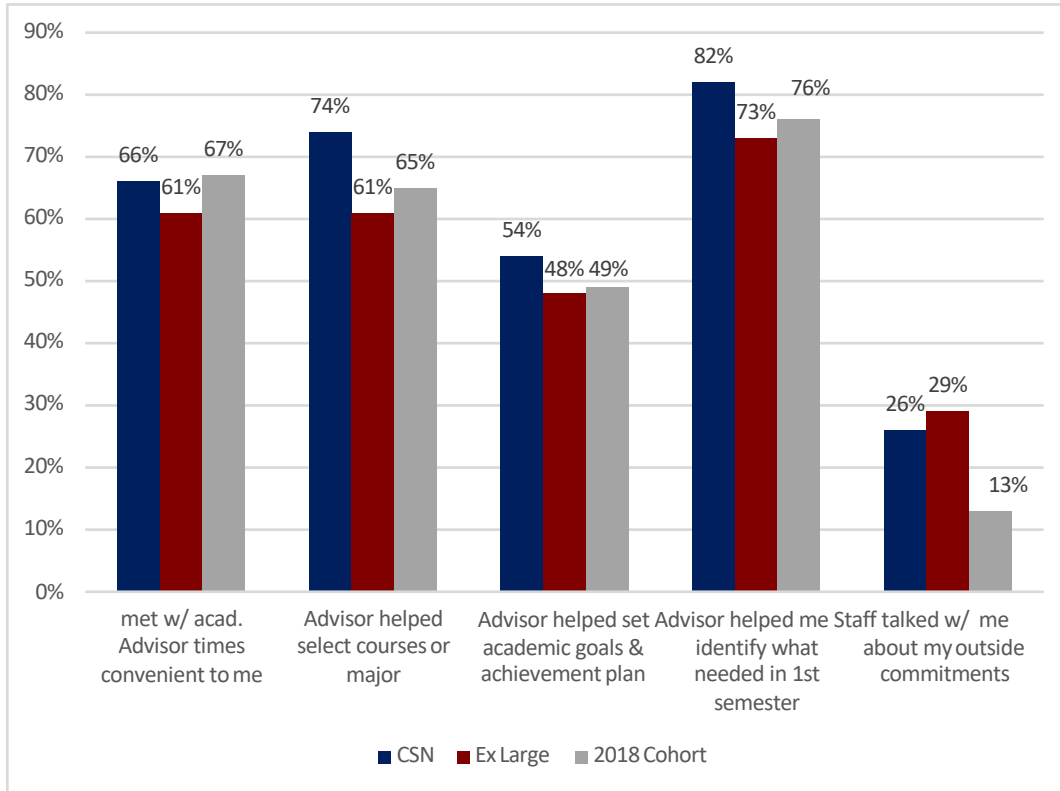
Comparison Group: Extra-Large Colleges in the 2018 Cohort\*

Entering Students Only

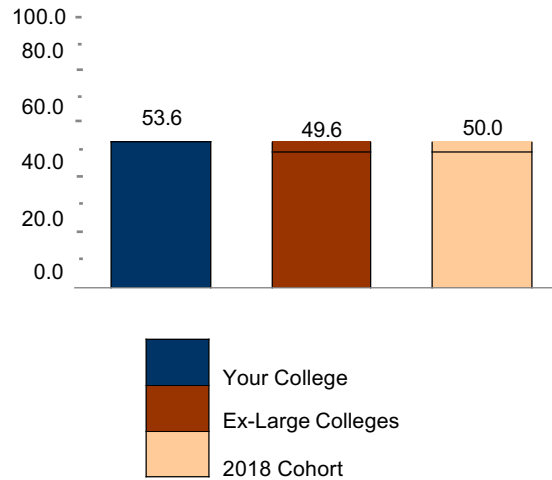
[Weighted]

Clear Academic Plan and Pathway (ACADPLAN)

**Clear Academic Plan & Pathways**



**Survey of Entering Student Engagement**  
**College of Southern Nevada (2018 Administration)**  
**2018 Benchmark Bar Chart - Main Survey**  
 Comparison Group: Extra-Large Colleges in the 2018 Cohort\*  
 Entering Students Only  
 [Weighted]  
**Effective Track to College Readiness**  
**(COLLREAD)**



\* The comparison group and cohort bars on this page INCLUDE your college.

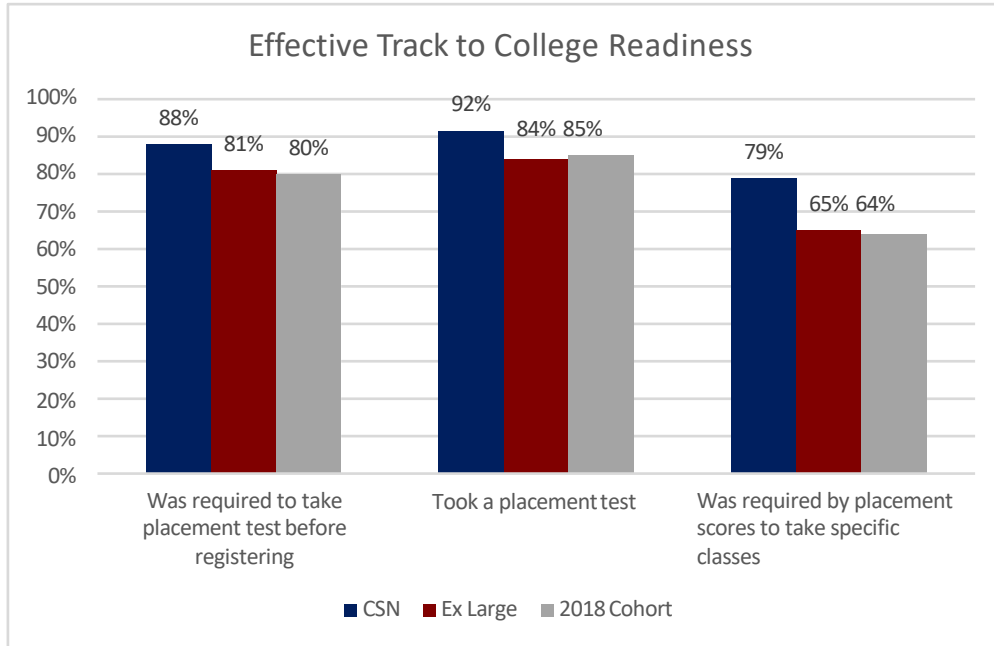
		Your College	Ex-Large Colleges		2018 Cohort	
Item	Variable	Mean	Mean	Effect Size**	Mean	Effect Size**
Item 21: Think about your experiences from the time of your decision to attend this college through the end of the first three weeks of your first semester/quarter. Within a class, or through another experience at this college:						
1 = Strongly disagree, 2 = Disagree, 3 = Neutral, 4 = Agree, 5 = Strongly agree						
21a. I learned to improve my study skills (listening, note taking, highlighting readings, working with others, etc.) [COLLREAD]	LNDSTUDY	3.87	3.99		4.03	
21b. I learned to understand my academic strengths and weaknesses [COLLREAD]	LNDACAWK	3.81	3.93		3.97	
21c. I learned skills and strategies to improve my test-taking ability [COLLREAD]	LNSKLLS	3.44	3.62		3.67	-0.23**
One or more items in this benchmark are not suited to means calculations. Please see the Frequency Distribution that follows for these items.						

**Survey of Entering Student Engagement - College of Southern Nevada (2018 Administration)  
2018 Benchmark Frequency Distributions - Main Survey**

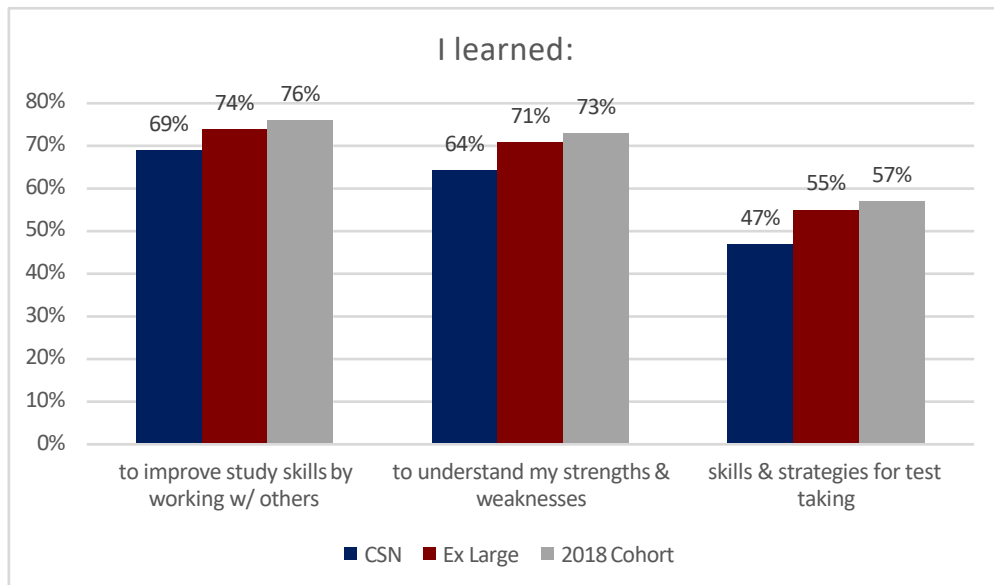
Comparison Group: Extra-Large Colleges in the 2018 Cohort\*  
Entering Students Only

[Weighted]

Effective Track to College Readiness (COLLREAD)

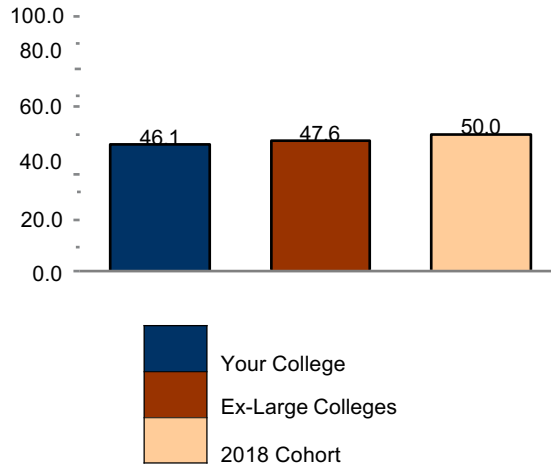


Through the end of the first three weeks:



**Survey of Entering Student Engagement  
College of Southern Nevada (2018 Administration)  
2018 Benchmark Bar Chart - Main Survey**

Comparison Group: Extra-Large Colleges in the 2018 Cohort\*  
Entering Students Only  
[Weighted]  
Engaged Learning (ENGAGLRN)



\* The comparison group and cohort bars on this page INCLUDE your college.

Item	Variable	Your College	Ex-Large Colleges		2018 Cohort	
		Mean	Mean	Effect Size**	Mean	Effect Size**
<b>Item 19: During the first three weeks of your first semester/quarter at this college, about how often did you do the following?</b>						
1 = Never, 2 = Once, 3 = Two or three times, 4 = Four or more times						
19a. Ask questions in class or contribute to class discussions [ENGAGLRN]	ASKQUES	2.76	2.69		2.76	
19b. Prepare at least two drafts of a paper or assignment before turning it in [ENGAGLRN]	PREPDRFT	2.25	2.09		2.11	
19e. Participate in supplemental instruction (extra class sessions with an instructor, tutor, or experienced student) [ENGAGLRN]	SUPINSTR	1.45	1.52		1.54	
19g. Work with other students on a project or assignment during class [ENGAGLRN]	PINCLASS	2.38	2.45		2.47	
19h. Work with classmates outside of class on class projects or assignments [ENGAGLRN]	PREPOUTC	1.43	1.57		1.60	
19i. Participate in a required study group outside of class [ENGAGLRN]	GRPSTUDY	1.20	1.30		1.30	
19j. Participate in a student-initiated (not required) study group outside of class [ENGAGLRN]	NRGSTUDY	1.21	1.31		1.31	
19k. Use an electronic tool (e-mail, text messaging, Facebook, Myspace, class Web site, etc.) to communicate with another student about coursework [ENGAGLRN]	USEINTMG	2.08	2.21		2.22	
19l. Use an electronic tool (e-mail, text messaging, Facebook, Myspace, class Web site, etc.) to communicate with an instructor about coursework [ENGAGLRN]	MAILFAC	2.08	2.13		2.23	
19m. Discuss an assignment or grade with an instructor [ENGAGLRN]	FACASSN	1.93	1.96		2.04	
19n. Ask for help from an instructor regarding questions or problems related to a class [ENGAGLRN]	CLASSREL	2.30	2.27		2.33	
19o. Receive prompt written or oral feedback from instructors on your performance [ENGAGLRN]	FEEDBACK	2.38	2.25		2.34	
19q. Discuss ideas from your readings or classes with instructors outside of class [ENGAGLRN]	FACIDOC	1.50	1.53		1.57	
<b>Item 20.2: Think about your experiences from the time of your decision to attend this college through the end of the first three weeks of your first semester/quarter. How often did you use the following services?</b>						
1 = Never, 2 = Once, 3 = Two or three times, 4 = Four or more times						

**Survey of Entering Student Engagement  
College of Southern Nevada (2018 Administration)**

20.2d. Face-to-face tutoring [ENGAGLRN]	FFTUSE	1.23	1.29		1.30	
20.2f. Writing, math, or other skill lab [ENGAGLRN]	SKLABUSE	1.46	1.59		1.60	
20.2h. Computer lab [ENGAGLRN]	COMLBUSE	1.87	1.86		1.94	

\* The comparison group and cohort columns on this page EXCLUDE your college.

\*\* T-test: 2-tailed

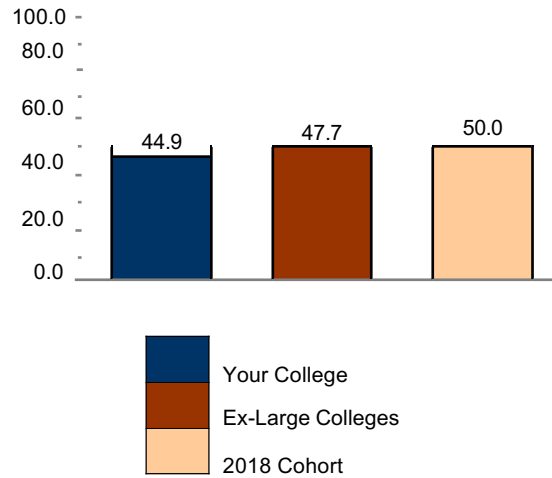
If a row contains less than 50 respondents, interpret the comparison results cautiously.

<b>Ask Questions or contribute in class</b>	<b>CSN</b>	<b>Ex- Large</b>	<b>2018 Cohort</b>
Never	9%	11%	10%
Sometimes	70%	70%	69%
Often	21%	19%	21%
<b>Prepared 2 drafts of a paper</b>			
	<b>CSN</b>	<b>Ex- Large</b>	<b>2018 Cohort</b>
Never	24%	30%	30%
Sometimes	67%	64%	64%
Often	9%	6%	6%
<b>Participated in supplemental instruction</b>			
	<b>CSN</b>	<b>Ex- Large</b>	<b>2018 Cohort</b>
Never	71%	67%	67%
Sometimes	26%	29%	28%
Often	3%	4%	5%
<b>Work with other students on project during class</b>			
	<b>CSN</b>	<b>Ex- Large</b>	<b>2018 Cohort</b>
Never	27%	22%	21%
Sometimes	58%	63%	64%
Often	15%	15%	15%
<b>Work with other students on project outside of class</b>			
	<b>CSN</b>	<b>Ex- Large</b>	<b>2018 Cohort</b>
Never	72%	64%	63%
Sometimes	25%	31%	32%
Often	3%	5%	5%
<b>Participated in a required study</b>			

*Survey of Entering Student Engagement*  
College of Southern Nevada (2018 Administration)

<b>Use electronic tool to communicate w/another student about coursework</b>	CSN	Ex- Large	2018 Cohort
Never	42%	37%	37%
Sometimes	41%	45%	45%
Often	17%	18%	18%
<b>Use electronic tool to communicate w/ an instructor about coursework</b>			
Never	37%	35%	31%
Sometimes	52%	53%	55%
Often	11%	12%	14%
<b>Discuss an assignment w/instructor</b>			
Never	39%	38%	34%
Sometimes	56%	56%	59%
Often	5%	6%	7%
<b>Ask instructor for help regarding questions/problems related to class</b>			
Never	25%	26%	24%
Sometimes	63%	63%	64%
Often	12%	11%	12%
<b>Receive prompt feedback</b>			
Never	25%	29%	25%
Sometimes	62%	59%	62%
Often	13%	12%	13%
<b>Discuss ideas from readings or classes w/ instructors outside class</b>			
Never	69%	67%	64%
Sometimes	26%	28%	31%
Often	5%	5%	5%
<b>Have attended face-to-face tutoring</b>			
Never	86%	82%	82%
Sometimes	11%	15%	15%
Often	3%	3%	3%
<b>Have attended writing math /skill lab</b>			
Never	72%	68%	69%
Sometimes	23%	23%	21%
Often	5%	9%	10%
<b>Have attended computer lab</b>			
Never	58%	55%	52%
Sometimes	25%	32%	33%
Often	17%	13%	15%

**Survey of Entering Student Engagement**  
**College of Southern Nevada (2018 Administration)**  
**2018 Benchmark Bar Chart - Main Survey**  
 Comparison Group: Extra-Large Colleges in the 2018 Cohort\*  
 Entering Students Only  
 [Weighted]  
**Academic and Social Support**  
**(ACSOCSUP)**



\* The comparison group and cohort bars on this page INCLUDE your college.

Item	Variable	Your College	Ex-Large Colleges		2018 Cohort	
		Mean	Mean	Effect Size**	Mean	Effect Size**
Item 18: Think about your experiences from the time of your decision to attend this college through the end of the first three weeks of your first semester/quarter.						
1 = Strongly disagree, 2 = Disagree, 3 = Neutral, 4 = Agree, 5 = Strongly agree						
18l. All instructors clearly explained academic and student support services available at this college [ACSOCSUP]	RESOURCE	3.83	3.88		3.92	
18m. All instructors clearly explained course grading policies [ACSOCSUP]	GRADEPOL	4.25	4.26		4.27	
18n. All instructors clearly explained course syllabi (syllabuses) [ACSOCSUP]	SYLLABI	4.35	4.36		4.36	
18o. I knew how to get in touch with my instructors outside of class [ACSOCSUP]	FACMEET	4.23	4.27		4.29	
18q. At least one other student whom I didn't previously know learned my name [ACSOCSUP]	OSTUDNAM	3.87	4.03		4.08	-0.22**
18r. At least one instructor learned my name [ACSOCSUP]	FACNAM	3.99	4.08		4.22	-0.26**
18s. I learned the name of at least one other student in most of my classes [ACSOCSUP]	STUNAM	3.99	4.13		4.21	-0.25**

**Survey of Entering Student Engagement  
College of Southern Nevada (2018 Administration)**

